




# Rotary Slasher

## Features

- ✓ 1.5m, 1.8m and 2.1m cutting widths
- ✓ Variable cutting height
- ✓ Puncture proof moulded tail wheel
- ✓ Rear flap
- ✓ Wear skids

The Rotary slasher range offers uncompromising topping through simple robust technology.

	RS15	RS18	RS21
Cutting width	1.50m (4'9")	1.80m (5'9")	2.10m (6'9")
Transport width	1.60m (5'2")	1.93m (6'3")	2.23m (7'3")
Length	2.46m (8')	2.69m (8'8")	3.10m (10'2")
Weight	300kg	370kg	470kg
Cutting height	25 - 150mm	19 - 150mm	25 - 150mm
Power requirements (min.)	20hp	30hp	45hp
Gearbox protection	Slip clutch	Slip clutch	Slip clutch
Rubber guards	Rear	Rear	Rear
Tail wheel	Laminated	Laminated	Laminated

**Uplift blades****Slip clutch****Rubber flap****Puncture proof tyre**