

AXIAL-FLOW®

240-SERIES - 7240 / 8240 / 9240





PERFORMANCE AT ITS BEST

AXIAL-FLOW

Case IH Axial-Flow® 240 series combines are high-performance specialists for European fields. Built for challenges associated with climate change, high-yielding crops and the need to become ever more efficient, Case IH Axial-Flow® combines are changing the landscape of harvesting-technology yet again. With their enhanced threshing technology and increased engine power, the new Axial-Flow® models provide solutions for today's and future challenges.

STRIVING FOR PERFECTION

The increased capacity on all models of the 240 series meets the demands of large modern farms and contract businesses; high-speed harvesting, increased threshing capability working smoothly under even the most challenging conditions. As inventor of the single Axial-Flow® rotor design on self propelled combines, Case IH continuously invests in engineering to further optimise what is already setting industry standards. Feeder, rotor, grain tank and unloading system are designed to handle large grain throughput. The engine power of each Axial-Flow model matches the requirements of today's challenging harvesting conditions without wasting fuel. At the same time productivity is optimised and grain losses minimised, even during high-speed operation. In addition, with the higher capacity of the grain tank, you will have plenty of time to manage the unloading process.

CUSTOMER-BENEFITS ARE KEY

We have one clear principle: Case IH Axial-Flow® combines are developed and built for our customers for easy operation and quick and simple adjustments, as well as utmost reliability. Daily services can be dealt with quickly, and mostly from ground level, as all essential parts and areas are easily accessible. The cab uses modern technology to create the ideal environment for operators to concentrate on the work ahead; high performance, cost effective harvesting without stress.

WALKAROUND	04 - 05	TRACKS	26 - 27
HEADERS	06 - 09	CAB	28 - 33
THRESHING SYSTEMS	10 - 13	AFS	34 - 41
GRAIN HANDLING	14 - 19	SERVICEABILITY	42 - 43
STRAW MANAGEMENT	20 - 21	SYSTEM SOLUTIONS	44 - 45
ENGINE	22 - 23	SPECIFICATION	46 - 47
DRIVELINE	24 - 25		



NEW STANDARD IN HARVESTING TECHNOLOGY

Case IH 240 series combines are built for the biggest farms, the largest contractors, the most demanding owners and operators, and the highest yields. They are developed and built for the lowest operating costs and utmost reliability – day after day, and season after season. At their heart is the proven Axial-Flow® single rotor technology, providing all the benefits associated with this concept such as thorough threshing, minimum losses and excellent grain quality due to the gentlest of grain handling.



HARVEST YOUR CROP WITH A CASE IH HEADER

240 series combines can be operated with the latest generation Case IH headers which are available in widths up to 12.5m. These headers are designed specifically for European conditions and allow you to make the most of these combines' capacity. Choose from a wide range of headers such as variable knife, grain headers, flex headers, pick-up headers, draper headers or corn headers – whatever suits your business best – and make optimum use of the capabilities of your Case IH equipment.



ENHANCED ROTOR FOR EUROPEAN CONDITIONS

For the new 240 series combines, the well proven and simple single rotor has been enhanced with a new rasp bar configuration to allow for higher throughput and quality threshing, particularly under high-yielding European conditions. The new rotor optimises productivity in all crops and through all harvesting conditions. The gentle threshing process ensures that each grain gets into the grain tank in the best condition.





SAVE TIME IN LARGE FIELDS, UNLOAD ON THE GO

With 240 series Axial-Flow® combines, you can put large quantities of clean, high quality grain into the grain tank fast. The new 8240 and 9240 models offer a larger than ever grain tank with an astounding 14,400 litres capacity, allowing you to open up high yielding fields with large headers! When the tank is full it can be unloaded rapidly, with a maximum unloading rate option of 144 litres/sec for the 8240 and 159 litres/sec for the 9240 models respectively.



CHOP OR WINDROW YOUR STRAW WITH THE INTEGRATED CHOPPER

The combine's pass is the first step towards preparing the next crop, whether you are chopping or baling your straw. With Axial-Flow® treatment of the residue, you will leave an excellent foundation for next year's crop. If you need to bale all or part of your straw, you can change over to swathing quickly from the comfort of your cab and you will get clean, neat and easy to bale straw swaths without wasting harvesting time.



INCREASED FLOTATION, NARROW TRANSPORT

When compared with wheels, the track option for Axial-Flow® combines allows for increased traction and flotation for effective soil protection whilst ensuring a transport width of just 3.5m on 610mm tracks. Depending on your requirements with regard to drive comfort and ground pressure, you can choose between standard or suspended track options.



LUXURY CAB

There is no combine simpler or more comfortable to operate than the latest Case IH Axial-Flow®. The Luxury version. All the key external functions are placed in the palm of your hand with the Multifunction Propulsion Control Lever, thus giving you full control.



OPTIMISE PERFORMANCE, MINIMISE COST

Case IH Advanced Farming Systems (AFS) collect and deliver important data for your management decisions on crop cultivation and cost management. By means of AFS AccuGuide GPS-controlled auto-steering, your combine is guided automatically with an accuracy down to 3cm. With optional Case IH telematics systems, you can connect the combine's on-board recording capabilities and the farm office computer for exchange of machine, agronomic and job site information.

HEADER AND COMBINE ONE UNIT

Axial-Flow® combines and Case IH headers are the perfect match to maximize output potential. Smooth harvesting in all conditions – that's what the Axial-Flow® is built for. Our headers are designed to perform at their best in all yields, for maximum productivity and collecting all crop however the harvesting conditions may change. Minimal losses, simple operation and excellent harvesting performance in all conditions, together with smooth, fast and efficient intake means high threshing and separation rates are guaranteed.

HIGH OUTPUT

Fast Harvesting and more productivity are today's requirements for harvesting. The optional variable speed header drive improves corn harvesting by adapting the speed of the header to the harvesting speed. This results in less wear and less crop loss. The adjustable header height control keeps the header parallel to the ground, hugging the contours automatically. A uniform cutting height at all combine speeds is ensured, grabbing each grain in lay down conditions.

QUICK COUPLING

Axial-Flow® makes it easy to move between fields fast. All headers are conveniently coupled to the combine from the left hand side. A single latch connects all hydraulic services; plug in the electrical connection, couple the PTO shaft and in just a few minutes you're ready to start harvesting again.

FEEDERS WITH APPETITE

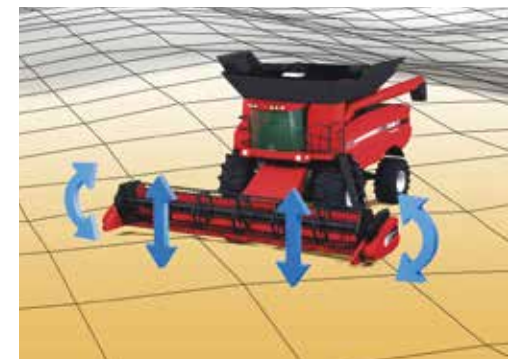
The Axial-Flow® 240 series feature high capacity feeders to match today's harvesting speed and to handle the largest headers – and that's just the beginning when it comes to boosting throughput. Stones and other foreign material are pressed by a slip clutch-protected roller into the stone trap to prevent any damage to the combine. The large stone trap is conveniently emptied with a lever from the left side of the combine.



Mount the header in a matter of minutes with the single latch that connects all hydraulic services



High capacity feeder, swallowing dense crop from the widest headers in industry without chocking



Case IH Terrain Tracker technology ensures an exact cutting height is maintained across the most uneven of ground.

SIMPLY ADVANCED – LARGE NEW HEADER FEATURES

- New 12.5m effective cutting width header
- Made for 12m controlled traffic farming operations
- Dual wobble drive knife
- Higher torque drivelines due to extra width
- High durability and reliability
- Single-piece reinforced reel for simplicity and reduced weight



A WIDE RANGE OF HEADERS TO SUIT ANY CROP

Benefit from Case IH's wide range header offering. Case IH headers are designed not only to match today's faster field speeds, tougher crop conditions and changing cropping practices, but also to take on tomorrow's challenges. They are the perfect tool for ever-changing harvesting conditions; different stages of ripeness or changing conditions during the day, of when it can be damp and dry in turn, starting in the early morning and ending in the dark of night. Whatever the stage of crop or the time of day, the Case IH headers help save more crop and leave an even stubble on the field.



3050 GRAIN HEADER – THE CEREAL SOLUTION

Case IH does everything to achieve the best output of quality in different conditions. The advanced design of the 3050 Grain Header allows the farmer to operate in best high yielding grain to quickly change to rape seed harvest or to handling wheat infested laying crops. With its concept of robust design and ease of operation every farmer will admire the 3050 Grain Header when it comes to harvest.

- Available working width from 6.1 to 12.5 m
- High speed harvest
- Automatic reel speed control
- Telescoping knife on the move to cater for loss-free harvesting in long and short straw conditions
- Crop lifters available for laying crops



3020 FLEX HEADER – THE SOYBEAN SPECIALIST

Low-growing and low-podded crops such as soybeans present their own challenges at harvest but with a Case IH 3020 Flex Header, you will have the best tool for the task. For high-speed harvesting with minimal losses, there is nothing to match the 3020 Flex Header. It is the specialist for harvesting crops growing close to the soil surface, limiting the seed losses that can otherwise occur from missed, low-hanging pods.

- Available working width from 4.9 to 9.1 m
- Flexible knife runs close as to the ground to gather even low hanging pods
- Fully adjustable suspension system, with the option to control it from the cab
- In rigid form the header can also be used for all other grain harvesting applications



3100 DRAPER HEADER – RETAIN EVERY GRAIN

The draper headers gaining more popularity amongst farmers and contractors. Crop is conveyed gently across the draper floor and fed heads-first into the feeder.

- Available working width from 6.1 to 12.5 m
- High speed harvesting in short straw crops and rape seed without losses
- Easy serviceability
- Central knife drive for balanced performance



4000 CORN HEADER - NEW GENERATION

Case IH 4000 series corn header offers excellent picking ability in both standing and laying corn, increasing grain savings in all circumstances. What's more, they offer unrivalled ease of servicing to ensure they are ready for work in no time at all, and are easily adaptable to changing harvesting conditions.

- Row units available 6 to 12 m
- Chopping/non-chopping capability
- Low profile divider design
- Heavy duty drives
- Easy serviceability



3000 PICK UP - PICKS UP THE LARGEST WINDROWS

Cereals, oilseed rape, beans, peas, lentils, grass seed... the 3000 range pick-up headers are the solution to them all. They gently lift swaths cleanly and tidily with minimal crop losses. The swath is transported gently on the belts to the feeder. The pick-up belts cover the total width of pick up, guaranteeing the gathering of all material without running over adjacent swaths.

- Clean and gentle pick up of large single or multi windrows
- Accurate pick-up contour-following via adjustable gauge wheels
- Suits all types of crops and high forward speeds
- Easy maintenance and serviceability

SINGLE ROTOR THRESHING

FROM THE INVENTOR OF AXIAL-FLOW®

Single rotor threshing and separation is a Case IH specialty. We unveiled the first self propelled combine range based solely on this system more than three decades ago and such has been its success that it remains core to our combine range today. However, whilst the principle has remained unchanged, with each range development Case IH engineers have utilised the very latest technology available to meet future farming needs. Axial-Flow® 240 series combines benefit from that same forward thinking and incorporate some of the very latest concepts, not only in threshing and separation, but also in areas from cleaning to unloading and from engine enhancements to power transmission technology. The end result is a combine range built not just to meet today's farming challenges – but to take on tomorrow's too.

The grain-on-grain threshing action of Axial-Flow® not only limits grain losses in the field through more effective separation, but also ensures that what goes into the grain tank is clean and of high standard, protecting crop quality and adding revenue to your bottom line. There's no high-impact drum like that used in conventional or hybrid combines, and the transition from threshing to separation is completely seamless.

SIMPLY ADVANCED: GENTLE THRESHING MEANS MORE GRAIN, MAXIMUM QUALITY

- Axial-Flow® rotor optimises crop flow for gentle threshing and separation and increased throughput in tough conditions
- Results in both yield and quality gains which are reflected directly on your bottom line
- Gentle transition of crop from elevator to transition cone – NO SEPARATE CROP ACCELERATOR NEEDED





FEEDER

- Designed to operate headers with a work width up to 14 m (45 ft)
- Higher reliability and less servicing by using shaft drive instead of belts for the header
- Large stone trap housing, easily cleaned from the left hand side

ROTOR

- Adapted for European conditions to handle large volumes of straw and grain, in all crops and various conditions
- High quality grain is key benefit
- Grain on grain threshing

STRAW MANAGEMENT

- Straw management of a combine sets the baseline for next year's crop.
- Open the fields by chop and spread and then switch over to swath, using the in-cab switch over option

CLEANING SYSTEM

- Clean grain
- Pre-sieve to adapt to all conditions
- Finger tip control sieve adjustment from the comfort of your seat or from the left-hand side of your combine

FROM THE INVENTOR OF AXIAL-FLOW® SINGLE ROTOR TECHNOLOGY NEW CONFIGURATION

AXIAL-FLOW® ROTOR – CONFIGURED FOR EUROPE

At the heart of every Case IH 240 series combine is the latest Small Tube Rotor. It has been further developed to meet changing harvesting conditions. Tested in European fields to get to a perfect result - high throughput, best grain and straw sample and no grain loss.

The small tube rotors of all combines are now configured with new rasp bar set-up. The rotor section covering the threshing concaves is equipped with a dedicated rasp bar arrangement for earlier threshing and separation, whereas the rotor section covering the separation area is fitted with the rasp bars, partly fitted with spikes, to catch the last grain. The advantages are a higher threshing and separation capacity, resulting in reduced losses and reducing the sensitivity of the rotor to changing crop conditions.

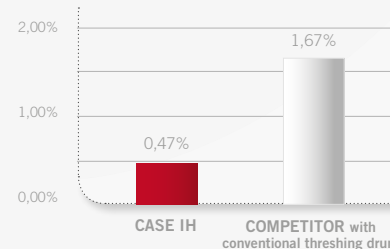
BEST IN CLASS GRAIN QUALITY

Cracked grain is the bane of good sample quality, not only because of the damaged kernels themselves, but also because they can be easily blown out of the back of the combine. With the benefits of Axial-Flow® threshing and the latest small-tube rotor, Case IH combines consistently deliver top quality grain samples. Rasp bars are arranged in three spirals around the rotor for improved threshing and better straw quality in tough conditions. Access to the rotor cage is possible from both sides of the machine, whilst lightweight interchangeable threshing and separation modules can be easily removed and changed for different crops – a real Axial-Flow® benefit.

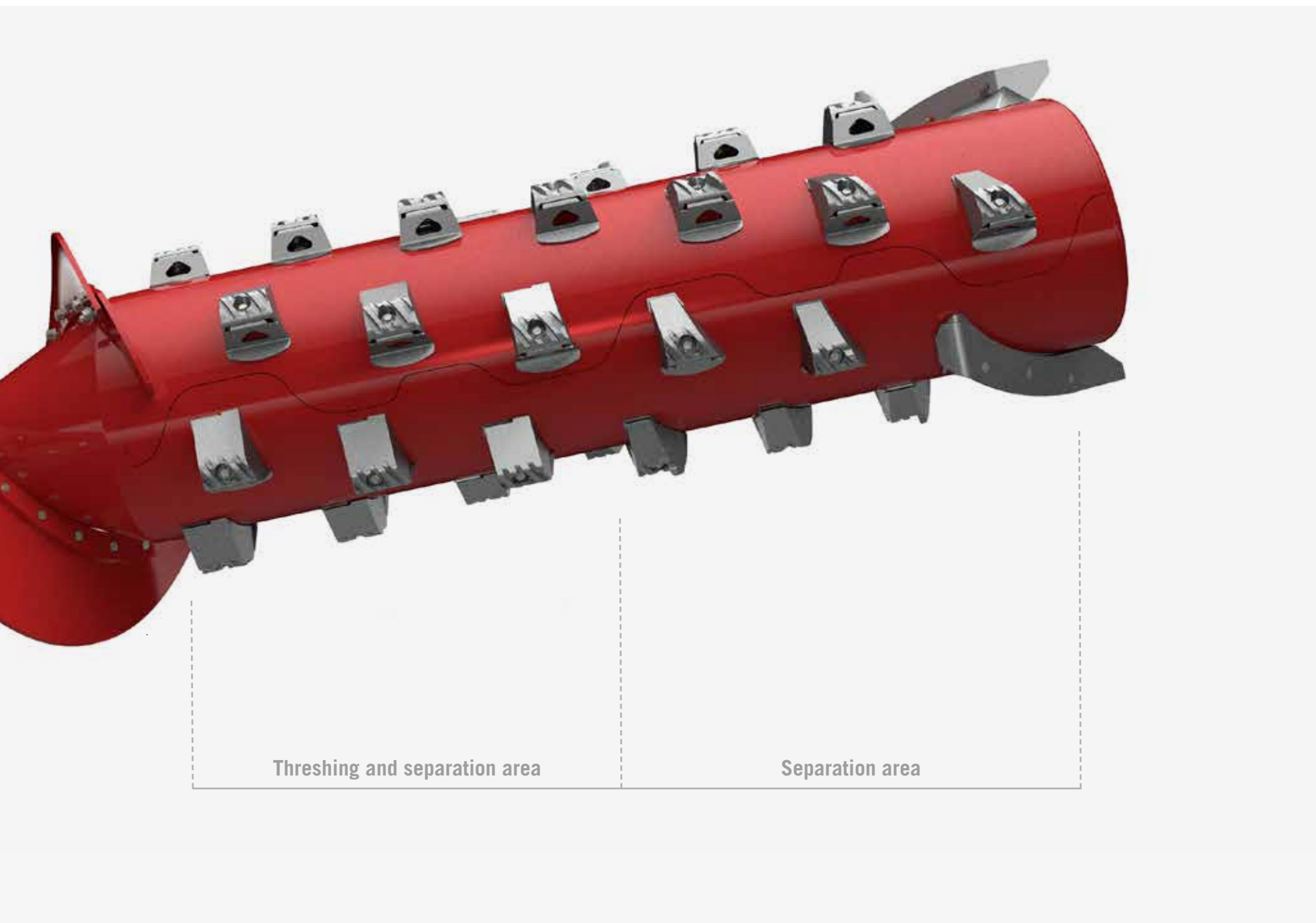
SIMPLY ADVANCED: AXIAL-FLOW® ROTOR TECHNOLOGY

- Especially developed for changing harvesting conditions
- Best threshing and separation system in the business
- Top quality grain – unbruised and undamaged

AVERAGE CRACKED GRAIN CONTENT



Observed by: Agricultural Chamber of Upper Austria



Threshing and separation area

Separation area





THE HIGHEST GRAIN QUALITY

THE CLEANING SYSTEM

Axial-Flow® 240 series combines are designed to put large quantities of clean, undamaged grain in the tank – and fast. The cleaning system drives up grain quality and cuts down on grain losses, giving you a greater performance and higher productivity.

- Self-levelling cleaning system levels up to 12% to increase capacity on hillsides
- Fully-adjustable pre-sieve means adaptability in all crops and conditions
- The Case IH Trisweep system efficiently rethreses stubborn returns in the cleaning system.
- Sieves adjustable from the seat



The Cross Flow cleaning system uses the proven chevron-shaped fan, generating high volumes of air throughput. Unlike conventional systems, no air pockets are formed and distribution is consistent across the sieves. In addition, the fan speed is fully adjustable to cater for finer-seed crops and at the fan outlet ducts directs the air flow across the sieves more effectively, raising the cleaning quality. The hydraulically driven fan maintains its speed regardless of engine load. This provides the higher cleaning capacity Axial-Flow users are proud about.

MASSIVE CAPACITY THROUGH EFFICIENT GRAIN EVACUATION

Due to high capacity threshing of the Axial-Flow a lot of grain must be transported from the cleaning system to the grain tank quickly, whether in dry or wet conditions. The improved clean grain elevator and the redesigned grain tank bubbler ensure higher crop throughput and improved, more even grain tank filling. The result; massive transport capacity and quality grain in all crop conditions - just what you need to harvest your crop quickly and efficiently, knowing you can count on the best grain sample.

MORE IN THE TANK MORE IN THE BANK

GRAIN TANK

There is only one way to describe the grain tanks on the latest Axial-Flow® combines – cavernous. These tanks are more than capable of handling the high quantities of grain that 240 series Axial-Flow® machines can quickly produce.

CASE IH AXIAL-FLOW® COMBINES FEATURE SOME OF THE LARGEST GRAIN TANKS ON THE MARKET:

7240 11,100 l
8240, 9240 14,440 l

If you are opening up large fields and harvesting high-yielding crops, you will be surprised how much flexibility Axial-Flow® grain tanks give you. They are big enough to aid harvest management and prevent unproductive travelling to field ends for stationary unloading.



HIGHER CAPACITY

Axial-Flow® 240 series combines feature hydraulically folded grain tank extensions. The fold-out covers allow for high-volume filling without spillage. They are closed from the cab for easier transport or weather-proofing.

EASY ACCESS

When it is necessary to enter the grain tank for servicing, maintenance or cleaning, Case IH engineers have made the task safer and simpler. It is now much easier to gain full access when necessary.





SIMPLY ADVANCED:

Larger Grain tank with
a capacity of 14,400L

SIMPLY ADVANCED:
Technical Innovation award
FIMA 2014 Spain on the pivoting
spout unloading system



WATCH YOUR CASH FLOW HIGH SPEED UNLOADING

With a 113 l/sec unloading rate, the 240 combine range is fitted with an unloading system of sufficient speed to empty the grain tank within two minutes. Optional 141 l/s or 159 l/s (9240 only) discharge systems reduce unloading times on the move or on the headland in high-yielding crops, boosting both combine and grain haulage productivity.

QUICK, GENTLE AND EFFICIENT 'HIGH CAPACITY' UNLOADING SYSTEM

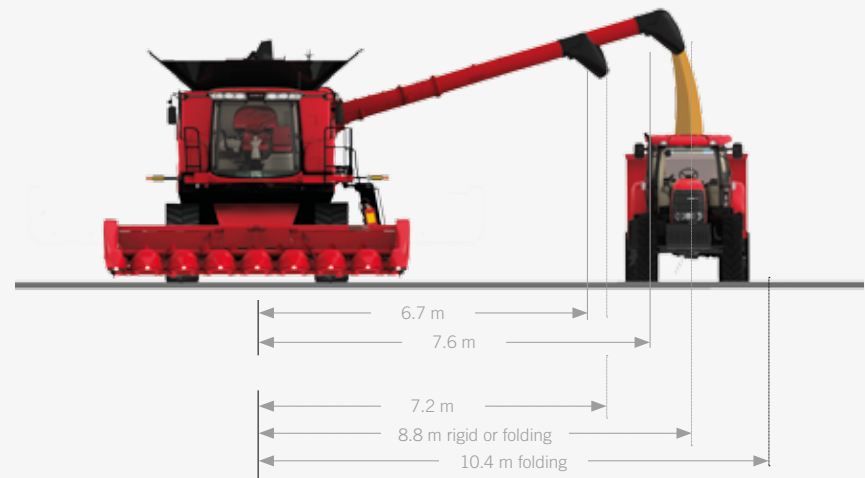
- Larger vertical and horizontal unloading augers
- A standard dual drive control on the 9240 (optional on 7240 and 8240 models) provides the ability to turn off the grain tank cross augers and completely empty the unloading auger. The result is reduced weight in the unloading auger and less strain on components when unloading begins.
- The larger auger swing cylinder handles the longer unloading auger.
- The unloading auger is available in several lengths to suit all requirements, including the 12 m controlled traffic system which is gaining popularity in Europe.



The 8.8 m and 10.4 m unloader tube is available as a foldable version for easier transport on the road and for easier manoeuvring in sheds for storage.



The pivot spout option is operated with the multi-function handle and directs the grain stream into the grain cart, filling it without spillage to maximum level.



Standard unloading system at 113 l/s suited for grain and corn headers up to 12.5 m width

High capacity unloading system at 141 l/s for 7240 and 8240 or 159 l/s for 9240 combines for grain and corn headers up to 12.5 m width



A FINE CHOP AND SPREAD, A PERFECT SWATH

THE START OF THE NEXT SEASON

Whatever your cropping practices, a combine that has left behind evenly-distributed and finely-chopped straw on an even stubble is a good start for the next process, whether that is ploughing, minimum tillage or direct drilling. That is what you get with the latest Case IH straw choppers. If you choose to bale your straw though, you'll also find that Axial-Flow® combines neat, easy-to-bale swaths.

CHOPPING

In chopping mode, the unique 120 blade chopper cuts the straw for fast decomposition before the next planting season. With the in-cab changeover option, changing from chop to spread is easily done from the cab: you just open the headland chopping and spreading then change to windrowing mode. The change takes just a minute so you don't waste any harvesting time.

SPREADING


The residue can be spread over the full width of the header, either symmetrically behind the combine or away from the edge of the crop, yet covering the whole area. With the option to adjust the spreader electrically from the cab, the spreading pattern can be adjusted for all wind conditions – this keeps the spread even across the field for fast decomposition, soil erosion control and trouble-free tillage operations.

WINDROWING

The straw can be windrowed with or without the chaff, depending on the future use of the residue according to the preference of the farm or contract customer. The windrow is shaped on the stubble by an adjustable chute.

DISTRIBUTION

A unique Axial-Flow® plus point is the ability to be able to spread out unchopped long straw for faster drying. The straw can easily be windrowed for baling. This benefits harvest conditions in green straw and unfavourable weather conditions.







2014
DIESEL
OF THE YEAR

NO SHORTAGE OF POWER

POWERFUL ENGINE, LOW FUEL CONSUMPTION

Featuring electronic fuel injection, these engines deliver power when you need it so you can harvest and unload at the same time. In addition to its remarkably low fuel consumption, the engine is both quiet and environmentally sound. The 1,125 litre fuel tank on the 7240 and 8240 and 1,200 litre fuel tank on the 9240 models hold more than enough for a full day in the field.

INDUSTRY-LEADING EXHAUST TREATMENT


Case IH decided to use SCR-technology right from the start. This decision turned out to be groundbreaking as it resulted in markedly lower emissions and extremely high reliability of our engines. With HI-eSCR, the next step into a cleaner future has already been made. Developed in-house by the CNH Industrial engine specialist FPT Industrial, HI-eSCR technology allows for cutting emissions by 95%. Not without reason HI-eSCR is increasingly used in various other applications worldwide.

ENGINE OF THE YEAR

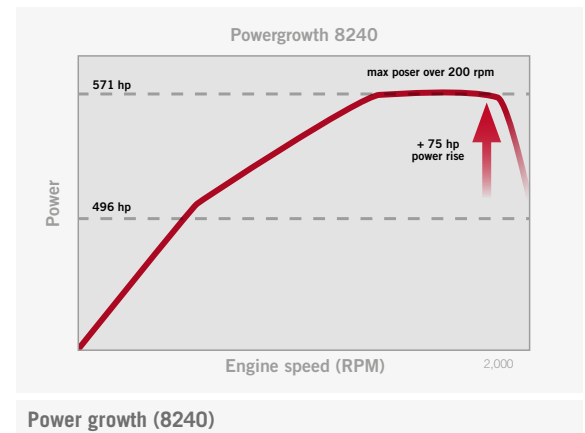
The Axial-Flow® 9240 combines are powered by the new Cursor 16 engine from FPT Industrial which was voted 'Diesel of the Year'® for 2014 by the renowned Diesel magazine. This is the ideal engine for the 9240, the new flagship combine of the Axial-Flow® 240 series, as it is small in size but with excellent performance high power output. Characterised by its outstanding power-to-weight ratio, this engine combines high performance and efficiency with low fuel consumption and emissions – a marvellous package that reduces the cost of ownership and provides the optimum harvesting solution to our customers.

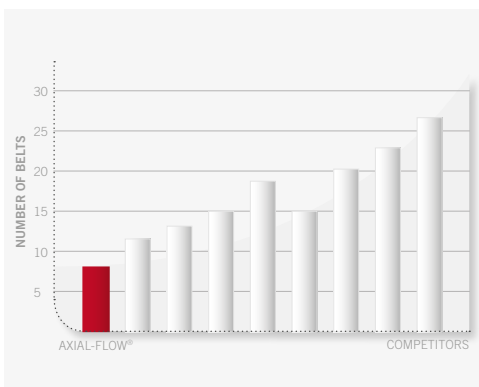
HIGH POWER GROWTH

Operators expect their combines to cope with Demanding harvesting conditions promptly, without choking the engine. The Power growth on the FPT engines used on Axial-Flow® combines provide just that; High power growth when the going gets tough.



● Oxidation ● Reaction





Industry-leading drive technology

LESS COMPLEXITY, MORE TIME IN THE FIELD

DRIVELINES

The drives for the whole combine are powered from a central gearbox mounted directly to the engine for maximum efficiency. Indeed, Axial-Flow® is unique in that all the principal power transmission is achieved without use of belts, avoiding the problems associated with slip, wear, maintenance and replacement.

FOUR-RANGE HYDRO TRANSMISSION

Hydrostatic transmission offers infinite control of ground speed through a direct coupling from the engine to the hydrostatic pump for instant drive. Four speed ranges from the transmission allow you to select the right speed for the crop and field conditions.


POWER PLUS CVT

With its unique variable speed technology, the Power Plus™ rotor drive offers the best possible efficiency, with low maintenance requirements:

- infinite rotor speed variable on the go
- rotor can be reversed in the event of a blockage
- designed to handle all rotor loads reliably, without slip.

INDUSTRY-LEADING DRIVE TECHNOLOGY

Compared with other combines the Axial-Flow® 240 series uses fewer belts, resulting in improved power transfer and reliability.



■ CVT Drive for header (optional): Eliminates belts and chains for high-efficiency power transfer to wide headers. Auto header to ground speed co-ordination allows header speed to be matched optimally to combine forward speed. As the combine speeds up or slows down, header speed is automatically adjusted to the travel speed

■ Power plus CVT drive to rotor with a four-speed rotor gearbox ensures the most efficient power transfer from the engine

■ Rotor unblocking feature allows the operator to reverse the rotor from the cab and use the full capacity of the machine without the fear of having to manually unblock the rotor or replace a belt



3.73 m

800/70R38 wheels



3.49 m

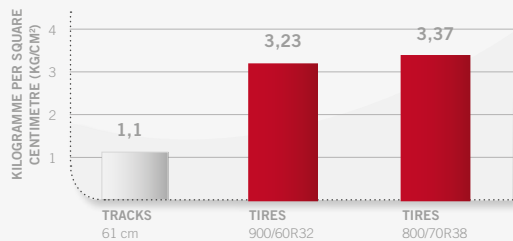
tracks, 61 cm

Stay below 3,5m transport width with tracks



Case IH track systems have been proven worldwide on Quadtrac tractors.

GROUND PRESSURE COMPARISON





**SIMPLY ADVANCED:
CASE IH TRACK SYSTEMS**

- Choose between two different track systems
- Reduced soil damage due to considerable reduction in ground pressure
- Ability to harvest even in soft ground conditions
- Narrow transport width of just 3.49 m on 61 cm tracks

FLOATING OVER YOUR FIELDS ENSURE THE PROTECTION OF YOUR SOIL

We understand that your most valuable resource is your soil so we know how important it is to ensure that capacity shouldn't come at the cost of compaction. Case IH has a justified reputation as the specialist in tracked drive systems for high-output machinery, with the Case IH Quadtrac having established itself firmly as the leader among high-hp tractors for traction, flotation and a narrow transport width.

- Easy servicing: oil level can be simply inspected in the oil gauge glass - no tools required
- Maintenance free automatic belt tensioning system
- Two track versions are available with 61 cm or 76 cm belt widths and the narrower units overall combine width is just 3.49 m.

Following our history of success and leadership in tracked drive systems, two solutions are delivered, the rubber-dampened track system and the hydraulic suspended track system.



RUBBER-DAMPENED TRACK SYSTEM

- Case IH tracked drive systems provide greater tractive effort when compared with wheeled drive systems in muddy and soft soil conditions.
- Tracked combines are fitted with variable speed motors to enhance traction and gradeability, allowing higher field efficiency.




SUSPENDED TRACK SYSTEM

- Fully suspended track system for best suspension and adaption to the ground
- Each single suspension cylinder is free to move and adapt to ground unevenness to provide an even ground pressure across the track surface.

SIMPLY ADVANCED:

The Axial Flow Combine cab wins the 2013
AE50 Award (US)



THE AXIAL-FLOW[®] CAB

THE NEW CAB

Maximising productivity requires the best combine and an operator who can work in the ideal environment, protected from the all elements that reduce his concentration and wear him out. Today's combines must work long hours, handle high-yielding crops and deliver optimum quality. A combine cab offering a relaxed work environment is absolutely necessary.

That's why our engineers have created one of the quietest, most spacious and most comfortable cabs on the market, designed for long and profitable working days. New rubber cab mounts reduce vibration even more. The instrument console is integrated into the armrest of the seat for easy reach by the operator.

QUIET, CALM, COMFORTABLE

A Case IH operator deserves a comfortable, user-friendly environment. Climb the easy-access, foldable steps to the spacious deck and behind the cab door you will find ample space and storage, with comfort enhanced by thoughtful details such as ergonomic layout, an air suspended operator seat, low noise levels and an unrestricted view.

NO LIMITATION ON YOUR WORKING DAY

Farming operations require that their crops are removed from the fields quickly when the time comes and therefore harvest often extends late into the night, requiring ample illumination. Stadium lights are fitted to the roof to completely illuminate the work area. Lights in the grain tank, on the unloading auger and at the rear of the combine ensure all critical areas are fully visible at night. A high intensity discharge (HID) lighting package is also available.

OPERATIONS CENTRE

With the AFS Pro 700 touch-screen on the right hand console, all important data and settings are available at your fingertipp and allow you to handle and operate your combine efficiently and with ease. The screen arrangement of the AFS Pro 700 touch-screen monitor is logically configured. The left side provides full information on all important operating data whilst to the right different 'templates' can be selected, such as those that display current combine settings or yield monitoring data.



Stay alert for the whole day



Wide glass area for an unobstructed field of vision



Manage your combine through the AFS Pro 700





Opt for the sliding AFS Pro 700 monitor



Experience the generous storage space in the Luxury cab

TAKE A CLOSER LOOK THE CAB IN DETAIL

Harvesting means getting the reward for all the work and the means of production invested throughout the season. Enabling you to spend long and productive days on your combine without being worn out is therefore at the core of our engineers' efforts when developing and designing combine cabs.

LUXURY VERSION

In addition to the features of the Comfort version, the Luxury cab will offer electrically adjustable mirrors, even more storage space, a semi-active seat option and an actively cooled cool box. Food and drinks will thus remain fresh and refreshing, adding to the feeling of comfort in this cab.

CONTROL AT YOUR FINGERTIPS

THE CONTROLS

The Axial-Flow® is as simple and comfortable as possible to operate. Numerous functions can be controlled via the joystick, and there is an adjustable right-hand console-mounted display which makes monitoring key combine functions much easier. The AFS Pro 700 monitor includes video capability and is telematics-ready. Case IH engineers have thought through every little detail on how the operator interacts with the machine to ensure Axial-Flow® 240 series combines are intuitive to operate, allowing operators to quickly get the best out of them.


For full control the most commonly used commands are arranged in the best ergonomic position, allowing easy management of all header functions and operation of the unloading auger. In addition, an emergency stop button is included to halt the elevator, cutterbar and header auger.

All major controls are integrated into the right hand console and the multifunction control lever. The AFS Pro 700 groups all combine, yield monitoring and auto guidance control and information in one unit.

SIMPLY ADVANCED: THE FEEDRATE CONTROL

enables you to ensure your combine is always operating at maximum capacity by selecting, between two modes:

- Engine Power Mode: Maximise engine efficiency, with a resulting reduction in fuel consumption, by optimising efficiency of parameters such as actual feed rate, engine load, rpm and speed.
- Engine Power plus Loss Mode: Minimise losses by controlling forward ground speed based on the engine power loop parameters plus feedback from the rotor and cleaning system loss sensors.





ROTOR
ON, OFF,
REVERSE

AUTO
HEADER
SPEED
CONTROL

FEEDER
ON, OFF,
REVERSE

HEADER RAISE, LOWER
TILT LEFT, TILT RIGHT

AUTO HEADER HEIGHT FINE ADJUST

REEL SPEED CONTROL

AUTO HEADER SPEED ENGAGE

AUTO HEADER HEIGHT SETTING

AUTO / MANUAL REEL SPEED SWITCH

ROTOR SPEED

CONCAVE POSITION

ROTOR DISCHARGE
DEFLECTOR CONTROL

UPPER
SIEVE POSITION

FAN
SPEED

LOWER
SIEVE POSITION

LH
SPREADER
DISTANCE
ADJUST

RH
SPREADER
DISTANCE
ADJUST

THROTTLE
CONTROL
LEVER



AFS™ ADVANCED FARMING SYSTEMS

CASE IH ADVANCED FARMING SYSTEMS (AFS™) PAY FOR THEMSELVES.

TAKE ADVANTAGE OF HARDWARE AND SOFTWARE – ALL-IN-ONE AND FROM A SINGLE SOURCE: THE PERFECT SOLUTION FOR YOU

Case IH AFS™ stands for an extensive range of practice-oriented solutions that help you farm and manage your fields more efficiently than ever before. Take advantage of what is doubtlessly the most important advancement in modern agriculture since the start of mechanisation, and benefit from increased control, productivity, efficiency and precision. Case IH AFS solutions are logical, easy to use and intuitive, and they become second nature in next to no time. This is how we understand the demands of modern farmers.

ON THE RIGHT TRACK – AFS ACCUGUIDE GPS-CONTROLLED AUTO-STEERING

In conjunction with AFS AccuGuide, the mechanical Row Guidance ensures the combine follows the rows in maize crops. It takes the stress out of harvesting at high forward speeds and when using wide headers, thus reducing operator fatigue and boosting productivity, to exploit the combine's full performance capabilities.

FAR MORE THAN JUST A SAVING ON FUEL – THE AFS ACCUGUIDE EFFECT:

- Optimised machine usage
- Improved comfort by reducing operator demands
- Savings on fuel and labour costs
- Less time spent in the field
- Reduced skips and overlaps – improved efficiency
- Perfect work in poor visibility conditions without compromise

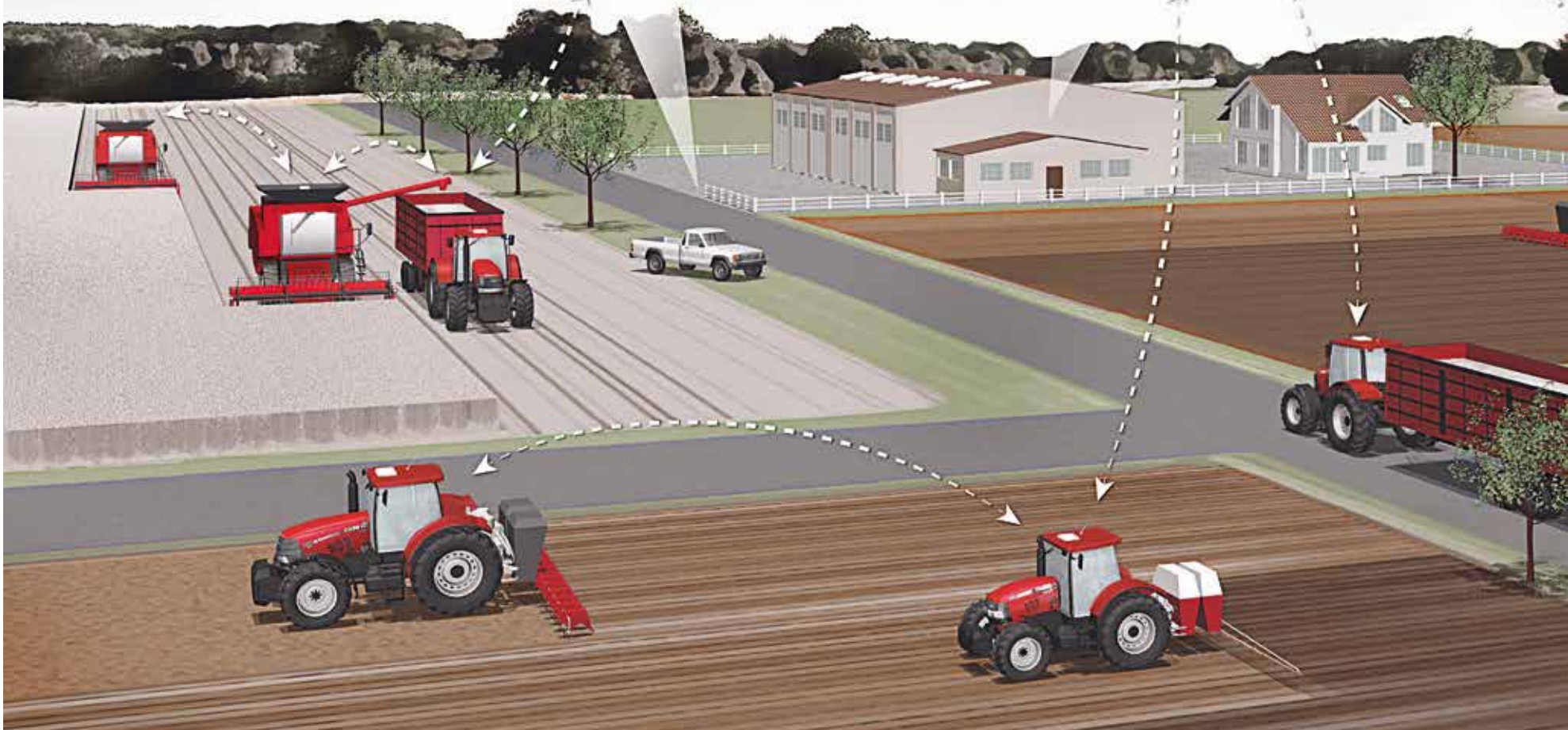


CONTROLLED TRAFFIC FARMING

Sustainable soil management and soil conservation are receiving growing attention. Controlled Traffic Farming as one of the successful strategies is increasingly looked at and taken up by farmers. Controlled Traffic Farming (CTF) is based on in-field tracks which are laid out once and then are permanently used, thus leaving the soil surface between the tracks unaffected. Wheel tracks of the machines used for field work can be harmonised in a second step. Harmonised working widths and a high-precision guidance system are basic requirements for CTF.

CASE IH SOLUTIONS FOR A 12 M PERMANENT TRACK SYSTEM

- Case IH RTK-systems for absolute precision and reliability in the 3 cm range,
- the 12.5 m header for our Axial-Flow combines and
- an extra-long and foldable unloading auger for direct unloading into transfer vehicles which drive on the next permanent 12 m track.





MONITOR PERFORMANCE, MAXIMIZE UPTIME INCREASE INCOME

Case IH AFS Connect™ telematics uses global positioning systems and mobile communication technology to send and receive machine, agronomic and job-site information. Telematics technology enables you to know more on the whereabouts, status and settings of your machines, even from your office desk, thus helping to improve the productivity of your business with up-to-the-minute information. Case IH AFS Connect™ telematics is “the clever way” to maximise your return on investment.

BE MASTER OF YOUR FLEET

Fleet management allows you to track all of your machines and, by extension, your team, from a single web page. You can:

- Accurately pinpoint the exact location of a given machine.
- Coordinate machine logistics, so you can efficiently support your staff, manage maintenance, be at the combine in time to unload, keep your people productive and your machines running smoothly.

SECURITY AND ASSET TRACKING

Protect your investment and streamline maintenance by using the AFS Connect Basic™ alerts and anti-theft system (where available).

Geo-fencing ensures that your machine stays within certain coordinates preset by you and curfew management sends an alert if a machine is started after working hours.

COMPATIBILITY

The Case IH AFS Connect Basic™ is compatible with your existing precision farming systems, so your local Case IH dealer can retrofit it on fleets of both Case IH and competitive equipment. Deploy it with:

- Any equipment using the standard ISOBUS protocol.
- Case IH AFS Pro displays.
- A Case IH DCM-300 modem that you may already own for mobile communication-based differential correction.

DIAGNOSIS AND DEALER SERVICE VIA MOBILE COMMUNICATION

There is no need to take your Case IH AFS Connect Basic™ to your dealer for diagnosis or support as the system can be serviced via mobile communication units based on Android and IOS systems software.



AFS CONNECT™ ANALYSE PERFORMANCE IN REAL-TIME

Telematics data provided by AFS Connect™ are transferred to your farm computer in real-time, enabling you to provide instant advice and directions whenever you see the need to make immediate operating adjustments. For different demands and personal preferences, Case IH AFS Connect™ is available in two specification levels:

The AFS Connect Basic offers fleet management capabilities, machine location tracking and a working status overview. Knowing exactly where your tractor or combine is – in which field and in which part of that field – allows you to guide trailers or fuel supplies exactly to the right spot. No time is wasted whilst the efficiency of man and machine is kept at their maximum. With the AFS Connect™ Manager, you can be alerted when your machine leaves a designated area. In addition to security benefits, this also allows you to guide operators to preferred routes and instructed areas – particularly helpful for inexperienced staff or contract services.

The AFS Connect Advanced package includes all features and abilities of the AFS Connect Basic plus various other helpful management and analysis possibilities:

- Compare data from different machines and identify possible areas of improvement where one machine is performing better than the other.
- Having operating data instantly at hand, as well as access to performance and set-up figures from previous working periods for the same or similar machines, provides assistance for new or inexperienced operators and enables them to quickly increase their efficiency.
- AFS Connect messaging allows farm owners and managers, as well as Case IH dealer technicians, to send advice directly to the machine's display – so operators can improve their performance on the move.

ACCURATE MEASUREMENT, ASTUTE MANAGEMENT

If you can't measure, you can't manage. With Case IH AFS Connect™, all operating figures from your key machines are at your fingertips, enabling you to make your management decisions on the basis of accurate data. AFS Connect™ allows for the analysis and reduction of machine idle operating hours or unloading times, thus enabling you to minimise fuel consumption and maximise performance for optimum productivity. Data on engine power, fuel use, productivity and output are also recorded and transferred in report format directly to the computer on your farm desk. These reports can be exported in Microsoft Excel format and the information can be filtered by field, operator or task. Statistic work reports for all relevant machines and their operators allow for comparisons of performance and efficiency, thus providing clear starting points for potential improvements.





AFS CONNECT BASIC FEATURES

- **Fleet Management**, including vehicle mapping, historic breadcrumbing
- **Machine Monitoring**, including geofence/curfew settings, motion detection for the last five days after last key-off
- **Maintenance**, including maintenance-due alerts
- **One-Minute Update Rate**, or when status change occurs including reporting of key on/off, idle time and workload.
- **Machine Status**, including reporting of traveling, engine hours, moving, working and moving, moving and unloading, unloading and working, unloading and moving, unloading
- **Dashboard Graphic Interface** of key vehicle parameters on supported platforms, such as engine speed and oil temperature, coolant temperature and level, hydraulic oil temperature and pressure, fuel level, DEF level, battery voltage
- **Live Time** provides 30 minutes on the dashboard

AFS CONNECT ADVANCED FEATURES

- **CAN Viewer** lets you watch machine parameters remotely in real time.
- **2-Way Messaging** from the web portal to the vehicle, with a predefined set of potential operator responses
- **Graphic Reports** showing area worked, yield average, flow average, moisture average, weight, fuel level
- **Live Time** provides 30 additional minutes through the CAN Viewer which gives you a deeper dive into machine performance data – per modem, per day, not pooled in any way
- **Cellular Network Coverage**, with multiple providers per country for best coverage. Roaming SIM Card and data plan included in AFS Connect subscription works globally.



EXPERTISE ON DEMAND REAL TIME MESSAGING

It's a brand new machine – the first time in your field with this make and model. The challenge is a simple one: learn the features, the operating procedures, the design details of a new combine. The new owner knows what his machine can do; the key is to achieve peak performance and become an expert as quickly as possible.

HARVEST EXPERTISE NOW

To do this, Case IH puts an expert in the instructional seat alongside you. This is a specialist able to pinpoint issues fast; there's no need to stop to explain. It turns novices into experts to achieve peak efficiency sooner. Less experienced operators can take over the driver's seat with confidence. The owner is free to manage other issues while the data connection handles training and monitors machine data.

REAL LIFE CHALLENGE: REAL LIFE EXPERIENCE

Suppose an owner has three combines in the field. One of his operators is a seasoned expert, while the other two are relative novices. The challenge is to get full efficiency and productivity from all three machines.


AFS CONNECT SOLUTION:

■ Key Operator

Real-time coaching is the answer. Using industry-exclusive, two-way, AFS Connect portal to Pro 700 messaging, the expert operator provides input to the other operators while monitoring their machine data via the clear, familiar, AFS Connect dashboard on a web browser.

■ Real World Results

The performance of all three machines approaches an optimum level as the experience and skills of the operator/coach are transmitted to the novice drivers. The owner sees a better return on his equipment investment because the key operator can stay fully productive while making an important training contribution.





DON'T LOSE PRECIOUS TIME

ON DAILY CHECKS AND MAINTENANCE

KEEP HARVESTING!

Daily checks and cleaning have been made easier with the new swing-out radiator package, while the air filter is conveniently located for quick inspection.

MINIMUM DOWNTIME, MINIMUM SERVICE COSTS

When there's a full day's harvest ahead of you, the last thing you want is a machine that's time-consuming to service. Daily checks and regular maintenance are simple when you run an Axial-Flow®.

MAXIMUM UPTIME, MAXIMUM PRODUCTIVITY

Keeping you working and reducing maintenance and costly downtime is one of the strengths behind every Case IH Axial-Flow® we build. Combined with a design that features fewer moving parts than competitive machines, the result is an operating cost that is among the lowest in the industry.



SERVICING MADE SIMPLE

With a design that's centred around fewer moving parts than on any other combine, you can get going while others are still in the yard. Daily service points are simple to access via easy-to-raise side panels and the trademark Axial-Flow® spacious rear engine deck.



CLEVER DETAILS

An optional on-board air line means there's no need for a separate compressor for cleaning down the machine. Once you're done for the day, thoughtful touches include a new, larger toolbox to secure away valuable items and an optional hand wash station.



EASY ACCESS TO CONCAVES AND ROTOR

Cleaning or changing the concaves and rotor has been made far simpler.



ACCESS SPACIOUS ENGINE / COOLING SYSTEM DECK

Sturdy ladder provides easy access to deck from rear of combine.



THERE'S MORE THAN JUST OUR COMBINES WORKING IN YOUR FIELDS

SYSTEM SOLUTIONS

When you buy a Case IH machine, you can be sure not only that you're buying the best product, but also that you've got the best dealer back-up behind you. Case IH dealers can offer advice on selecting and financing the right machine, will ensure they deliver what you need when you need it, and will then continue to back you and your equipment with the service and spare parts supply you'd expect from a name as trusted as Case IH.



ALL THE PARTS AND SERVICE TO KEEP YOUR EQUIPMENT RUNNING

Find the full line of Case IH parts and components at your local dealer. Plus full service maintenance programmes and industry-leading warranties. It's expertise applied by skilled, factory-trained service professionals committed to providing you maximum uptime, season after season.



AROUND THE CLOCK. AROUND THE COUNTRY

Case IH Max Service is a customer support service that provides 24-hour, seven-day-a-week access to the people, products and parts support needed to keep your operation running during the times most critical to your profitability. Max Service backs up your dealer with every resource available to Case IH, to help maximise uptime and productivity of Case IH equipment and increase your return on investment through access to product experts and 24/7 emergency breakdown assistance.



AN OPTIMAL FINANCING SOLUTION FOR EVERY INVESTMENT

CNH Industrial Capital is the financing company for Case IH. Our employees are experienced financial experts and have many years of experience in agriculture. We do not only know about Case IH products and the market, we also understand the individual requirements of your operations. Therefore we are always able to offer you a financial solution for your new investments that is tailored specifically to your operational requirements and respective machine usage in the form of loans, rent or leasing. Our most important goal is improving the profitability of your investments! Therefore you can combine every CNH Industrial Capital Financing with Capital accident and breakdown cover, as machine breakdown or repair insurance, in order to exclude risks to your investment and ensure greater planning reliability.

VISIT OUR FANSHOP AT
WWW.CASEIH.COM





MODELS	Axial Flow® 7240	Axial Flow® 8240	Axial Flow® 9240
HEADERS			
Case IH fixed/variable knife headers (2030/3050 range), draper headers (3152 range), flexheaders (3020 range) working widths (m):	6.1/6.7/7.6 / 9.2	7.6 / 9.2 / 10.7 / 12.5	7.6 / 9.2 / 10.7 / 12.5
Corn header 4400 range rigid/foldable		6, 8 and 12 row corn headers	
Pickup headers 3016 range working width (m):		3.7 / 4.6	
THRESHING / SEPARATING			
Rotor drive type		Gearbox and Shaft - variable speed Power Plus Drive	
Rotor speed range (rpm)	220 - 1,180 (3 ranges)	220 - 1,180 (3 ranges)	220 - 1,180 (3 ranges)
Rotor diameter and length (mm)	762 / 2,638	762 / 2,638	762 / 2,638
Total separation area (m ²)	2,98	2,98	2,98
Threshing / separating modules wrap angle (°)	180	180	180
Number of threshing / separating modules	2 / 2	2 / 2	2 / 2
CLEANING SYSTEM			
Cascade sieve	●	●	●
Cleaning shoe width (mm)	1,580	1,580	1,580
Levelling capability (%)	12,1	12,1	12,1
Total sieve area under wind control (m ²)	6,5	6,5	6,5
CLEANING FAN			
Fan speed range (rpm)		Hydraulic Load Sensing - 300 to 1,150	
RETURN SYSTEM			
Tailings return type		Triple impeller tailings processor	
GRAIN TANK / UNLOADING			
In-cab control of grain tank covers	●	●	●
Grain tank capacity (l)	11,100	14,400	14,400
Unloading rate (l/s)	113 / Optional 141	113 / Optional 141	113 / Optional 159
Unloading auger effective length, measured from middle of combine to tip of unloading auger (standard/option) (m)		6,7 or 7,6 / High Capacity Options 7,2 or 8,8	
STRAW CHOPPER & SPREADER			
Straw chopper / beater		Integral fixed knife chopper	
Number of knives: chopper/counterbar		120 / 40	
Spreader type		Vertical, twin disc hydraulically driven, in cab speed adjustable	
ENGINE [†]			
Type / Capacity (cm3) / Emission stage	6 cylinder, Turbo, aftercooler / 11 100 Stage IV	6 cylinder, Turbo, aftercooler / 12 900 Stage IV	6 cylinder, Turbo, aftercooler / 15 900 Stage IV
Max. power ECE R120 1) at 2000 rpm (kW/hp(cv))	366 / 498	420 / 571	466 / 634
Fuel tank, diesel/urea (l)	1,125 / 166	1,125 / 166	1,200 / 166
TRACTION			
Transmission	4 speed hydrostatic	4 speed hydrostatic	4 speed hydrostatic
Heavy duty adjustable steering axle	●	●	●
Final drive type	bull gear or planetary option	planetary	planetary
Powered rear axle	○	○	○
Differential lock	●	●	●
OPERATOR CAB			
"Luxury" cab (Comfort cab, plus: Elec.mirrors, sunshades, leather steering wheel, removable cool box, added storage space, semi-active leather seat option, added trim)	●	●	●
ADVANCED FARMING SYSTEMS (AFS)			
Yield & moisture monitoring / mapping	● / ○	● / ○	● / ○
AFS Precision Farming ready and Guidance ready	●	●	●
OVERALL MACHINE SPECS			
Length – feeder to rear trim panel (mm)	8,05	8,05	8,05
Wheel base (mm)	3,635	3,635	3,635
Minimum height (transport) (mm)	3,98	3,98	3,98
Width with narrowest tyres fitted – min (mm)	3,49	3,49	3,490
Approximate weight of machine (kg)	19,000	20,000	21,000 (on tracks)
TYRE OPTIONS			
Front tyres	VF710/70R42 CFO 190B R1W / IF800/70R38 CFO 187A8 R1W / IF900/60R32 CFO 188A8 R1W / IF900/60R38 CFO 184A8 R1W		
Front tyres	500/85R24 IMP 165A8/177A8 R1W / 600/70R28 161A8 R1W / VF620/70R26 170A8 R1W / 750/65R26 166A8 R1W		
Tracks	610 mm or 760 mm track width, tricycle system with rubber dampening / 610 mm or 724 mm track width, tricycle with hydraulic suspension		

¹⁾ ECE R-120 correspond to ISO TR14396 [†] FPT Industrial engine ● Standard ○ Optional – not available

 Safety never hurts! Always read the Operator's Manual before working with any equipment. Inspect equipment before using it, and be sure it is operating properly. Follow the product safety signs, and use any safety features provided. This literature has been published for worldwide circulation. The standard and optional equipment and the availability of individual models may vary from one country to the next. Case IH reserves the right to undertake modifications without prior notice to the design and technical equipment at all times without this resulting in any obligation whatsoever to make such modifications to units already sold. Whilst every effort is made to ensure that the specifications, descriptions and illustrations in this brochure are correct at the time of going to press, these are also subject to change without prior notice. Illustrations may show optional equipment or may not show all standard equipment. Case IH recommends **AKCELA** lubricants.



www.caseih.com